

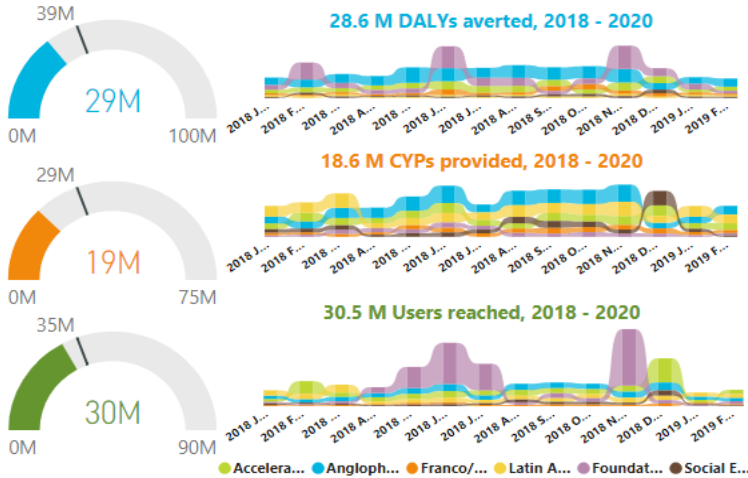
PSI monthly impact report - february 2019

As of February, PSI averted an estimated 2.7 M DALYs, provided 2 M CYPs, and reached 2 M users globally.

- 2019 is starting off slowly relative to last year: DALYs are 28% lower, CYPs are 5% lower, and users reached are 27% lower than Jan-Feb 2018.
- PSI has reached at least 1.2 million women with modern contraception and provided 2 M CYPs. CYPs from LARCs are still leading with 46% share in 2019.
- PSI safe abortion work in 18 countries has reached nearly 240,000 women and achieved an estimated 219,000 completed abortions so far in 2019.

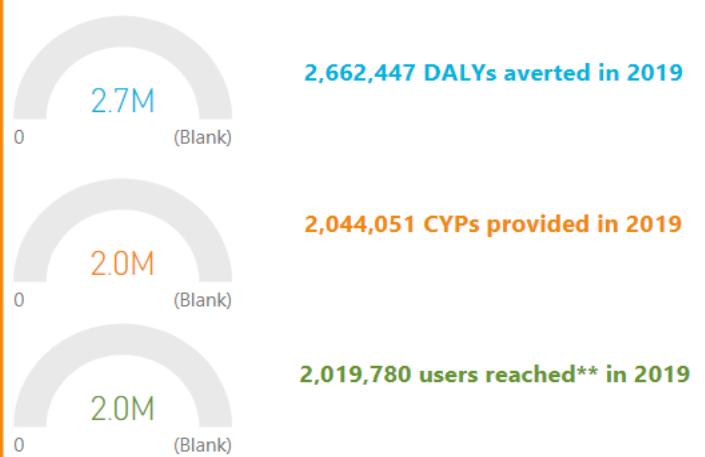
PSI PROGRESS ON HEALTH IMPACT AND COVERAGE

2018-2020 SP TARGET: PROGRESS ON HEALTH IMPACT & COVERAGE BY MARKET GROUP



2019 PROGRAM TARGET*: PROGRESS ON HEALTH IMPACT & COVERAGE

*NOTE: 2019 PROGRAM TARGETS ARE NOT YET AVAILABLE!!

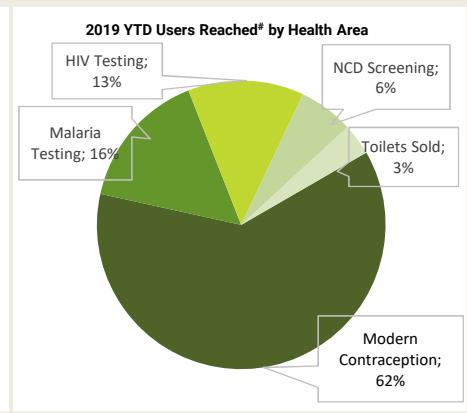
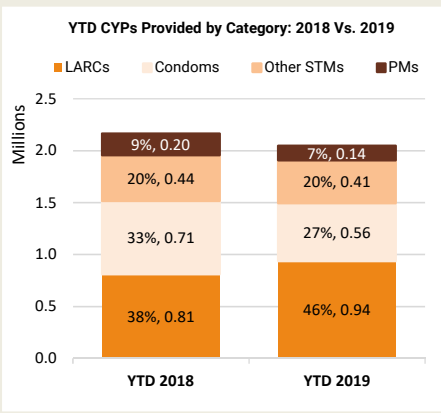


MARKET GROUP PERFORMANCE

| Market Group | 2019 YTD | | | | 2019 YTD | | | | 2019 YTD | | | |
|-------------------------|------------------------|-------------------|------------------------|---------------------------|------------------------|-------------------|------------------------|---------------------------|--------------------------|---------------------|------------------------|---------------------------|
| | February DALYs Averted | DALYs Averted YTD | % Change from 2018 YTD | % of 2019 Program Target* | February CYPs Provided | CYPs Provided YTD | % Change from 2018 YTD | % of 2019 Program Target* | February Users Reached** | Users Reached** YTD | % Change from 2018 YTD | % of 2019 Program Target* |
| Acceleration | 274,591 | 465,547 | -20% | NA | 229,019 | 417,957 | -15% | NA | 289,143 | 482,825 | -55% | NA |
| Anglophone Africa | 542,071 | 979,759 | -4% | NA | 286,950 | 495,685 | 12% | NA | 225,867 | 448,467 | -1% | NA |
| Franco/Lusophone Africa | 126,754 | 282,827 | 12% | NA | 102,731 | 208,135 | 20% | NA | 94,505 | 186,047 | 43% | NA |
| Latin America & Asia | 92,803 | 210,758 | 0% | NA | 284,008 | 639,797 | -8% | NA | 248,188 | 521,598 | -28% | NA |
| Foundation | 170,271 | 547,233 | -62% | NA | 75,429 | 129,805 | 14% | NA | 198,099 | 261,845 | 42% | NA |
| Social Enterprise | 81,900 | 176,323 | -15% | NA | 45,847 | 152,673 | -36% | NA | 45,042 | 118,998 | -42% | NA |
| PSI GLOBAL | 1,288,390 | 2,662,447 | -28% | NA | 1,023,983 | 2,044,051 | -5% | NA | 1,100,845 | 2,019,780 | -27% | NA |

HEALTH AREA PERFORMANCE

| Health Area | 2019 YTD | | | |
|-------------------------------------|------------------------|-------------------|------------------------|---------------------------|
| | February DALYs Averted | DALYs Averted YTD | % Change from 2018 YTD | % of 2019 Program Target* |
| HIV & STIs | 563,032 | 1,065,090 | -17% | NA |
| Modern Contraception | 528,727 | 1,001,444 | 49% | NA |
| Malaria | 135,824 | 480,847 | -65% | NA |
| Tuberculosis | 15,592 | 44,398 | 2% | NA |
| Safe Abortion | 23,744 | 36,384 | 45% | NA |
| Maternal, Newborn, and Child Health | 17,448 | 27,619 | -46% | NA |
| WASH | 2,490 | 5,092 | -25% | NA |
| Nutrition | 1,503 | 1,520 | 1577% | NA |
| Non-communicable diseases | 30 | 53 | -20% | NA |
| PSI GLOBAL | 1,288,390 | 2,662,447 | -28% | NA |



* 2019 program targets are not yet available.

** The sum of clients who receive modern contraception, testing for HIV (among high risk), testing for malaria, NCD screening, or toilets from PSI.

COUNTRIES YTD 2019 PERFORMANCE BY MARKET GROUPING

| Market Group - Country | | 2019 YTD | | | 2019 YTD | | | 2019 YTD | | | | | |
|-------------------------|--------------------|------------------------|-------------------|------------------------|---------------------------|------------------------|-------------------|------------------------|---------------------------|--------------------------|---------------------|------------------------|---------------------------|
| | | February DALYs Averted | DALYs Averted YTD | % Change from 2018 YTD | % of 2019 Program Target* | February CYPs Provided | CYPs Provided YTD | % Change from 2018 YTD | % of 2019 Program Target* | February Users Reached** | Users Reached** YTD | % Change from 2018 YTD | % of 2019 Program Target* |
| Acceleration | India | 17,295 | 39,059 | -26% | | 62,340 | 144,524 | -29% | | 34,678 | 70,985 | 201% | |
| | Kenya | 137,349 | 236,732 | 16% | | 71,958 | 121,598 | 0% | | 95,756 | 158,432 | 10% | |
| | Myanmar | 24,645 | 37,987 | -13% | | 58,656 | 74,776 | 53% | | 146,283 | 216,184 | 13% | |
| | Nigeria | 50,949 | 96,883 | 16% | | 36,065 | 77,059 | 12% | | 8,372 | 18,660 | -97% | |
| | South Africa | 44,353 | 54,886 | -72% | | 0 | 0 | -100% | | 4,054 | 18,564 | -85% | |
| | Subtotal | 274,591 | 465,547 | -20% | | 229,019 | 417,957 | -15% | | 289,143 | 482,825 | -55% | |
| Anglophone Africa | Ethiopia | 37,882 | 38,503 | -56% | | 25,489 | 25,489 | -58% | | 33,780 | 38,711 | -38% | |
| | Ghana | 2,288 | 6,966 | -7% | | 5,515 | 16,858 | -10% | | 5,717 | 17,083 | -9% | |
| | Lesotho | 4,132 | 7,563 | -77% | | 1,187 | 2,145 | -72% | | 15,083 | 32,740 | -24% | |
| | Malawi | 97,530 | 139,585 | -37% | | 55,350 | 86,415 | -28% | | 58,101 | 96,774 | -12% | |
| | Namibia | 0 | 0 | NA | | 0 | 0 | NA | | 0 | 0 | NA | |
| | Rwanda | 14,511 | 59,672 | 108% | | 9,099 | 30,951 | 102% | | 9,099 | 30,951 | 102% | |
| | Swaziland | 33,799 | 116,238 | -19% | | 5,123 | 19,024 | -19% | | 9,964 | 28,159 | -20% | |
| | Tanzania | 30,098 | 53,278 | -36% | | 35,539 | 63,538 | -18% | | 11,099 | 19,805 | -36% | |
| | Uganda | 119,188 | 192,997 | 181% | | 114,863 | 185,989 | 176% | | 42,309 | 69,844 | 91% | |
| | Zambia | 42,692 | 87,811 | 97% | | 16,017 | 31,113 | 28% | | 7,820 | 51,813 | 30% | |
| | Zimbabwe | 159,952 | 277,144 | -9% | | 18,768 | 34,163 | 16% | | 32,894 | 62,586 | 7% | |
| | Subtotal | 542,071 | 979,759 | -4% | | 286,950 | 495,685 | 12% | | 225,867 | 448,467 | -1% | |
| Franco/Lusophone Africa | Angola | 27,520 | 45,790 | -3% | | 12,357 | 14,795 | 29% | | 25,869 | 36,428 | 551% | |
| | Benin | 9,745 | 14,200 | -24% | | 11,115 | 16,021 | -36% | | 10,778 | 19,854 | -29% | |
| | Burundi | 13,828 | 30,350 | 59% | | 5,536 | 12,932 | 185% | | 6,951 | 16,365 | 127% | |
| | Cameroon | 43,376 | 93,231 | 5% | | 38,842 | 82,439 | 1% | | 26,302 | 55,923 | 21% | |
| | Cote d'Ivoire | 5,032 | 10,589 | 584% | | 6,557 | 13,875 | 667% | | 3,427 | 6,152 | 3% | |
| | Mozambique | 18,398 | 71,847 | 8% | | 18,231 | 48,689 | 25% | | 10,088 | 30,623 | 12% | |
| | Niger | 4,728 | 10,110 | 29% | | 4,524 | 9,621 | 27% | | 2,854 | 6,235 | -9% | |
| | Senegal | 4,127 | 6,711 | 254% | | 5,570 | 9,762 | 246% | | 8,236 | 14,468 | 412% | |
| | Subtotal | 126,754 | 282,827 | 12% | | 102,731 | 208,135 | 20% | | 94,505 | 186,047 | 43% | |
| Latin America & Asia | Cambodia | 21,154 | 39,419 | 1% | | 53,417 | 100,049 | -11% | | 51,045 | 93,749 | -61% | |
| | Costa Rica | 232 | 377 | 9% | | 1,420 | 2,311 | 9% | | 1,420 | 2,311 | 9% | |
| | Dominican Republic | 2,951 | 4,200 | 35% | | 11,770 | 16,753 | 42% | | 11,770 | 16,753 | 9% | |
| | El Salvador | 791 | 1,229 | -4% | | 5,191 | 7,163 | -7% | | 3,176 | 5,417 | 4% | |
| | Guatemala | 2,379 | 7,772 | -53% | | 8,862 | 33,046 | -59% | | 7,574 | 25,524 | -55% | |
| | Honduras | 1,895 | 4,100 | 33% | | 3,488 | 7,472 | 42% | | 3,668 | 7,782 | 37% | |
| | Kazakhstan | 59 | 109 | 77% | | 0 | 0 | -100% | | 319 | 492 | -4% | |
| | Kyrgyzstan | 50 | 91 | -32% | | 0 | 0 | -100% | | 1,555 | 3,161 | -18% | |
| | Laos | 1,715 | 5,035 | -1% | | 6,372 | 18,799 | -3% | | 7,100 | 19,737 | 30% | |
| | Nepal | 163 | 1,683 | -80% | | 906 | 986 | -97% | | 200 | 219 | -97% | |
| | Nicaragua | 1,645 | 2,534 | -22% | | 7,611 | 10,760 | -28% | | 4,571 | 7,647 | -10% | |
| | Pakistan | 51,218 | 124,261 | 18% | | 155,680 | 375,236 | 9% | | 101,992 | 224,682 | -5% | |
| | Panama | 351 | 1,184 | -10% | | 1,298 | 4,480 | -11% | | 1,491 | 4,752 | -8% | |
| | Papua New Guinea | 0 | 2 | -100% | | 0 | 0 | -100% | | 0 | 0 | -100% | |
| | PSI Pakistan | 7,659 | 16,897 | -4% | | 27,711 | 61,959 | 1% | | 12,148 | 30,502 | 52% | |
| | Tajikistan | 119 | 243 | -79% | | 90 | 180 | -23% | | 1,512 | 3,121 | -12% | |
| Viet Nam | 424 | 1,621 | -47% | | 191 | 601 | 1% | | 38,647 | 75,748 | -17% | | |
| Subtotal | 92,803 | 210,758 | 0% | | 284,008 | 639,797 | -8% | | 248,188 | 521,598 | -28% | | |
| Foundation | Haiti | 38 | 18,279 | -6% | | 57 | 8,025 | 46% | | 30,179 | 38,100 | -27% | |
| | Liberia | 307 | 1,083 | -34% | | 308 | 1,103 | -34% | | 467 | 1,262 | -25% | |
| | Madagascar | 87,008 | 148,900 | 169% | | 49,322 | 80,969 | 19% | | 112,136 | 162,161 | 131% | |
| | Mali | 28,688 | 319,581 | -75% | | 25,489 | 39,247 | 4% | | 7,254 | 11,288 | -11% | |
| | Somaliland | 7,857 | 13,014 | 77% | | 252 | 462 | 142% | | 1,893 | 2,865 | 1576% | |
| | South Sudan | 46,375 | 46,375 | -49% | | 0 | 0 | NA | | 46,170 | 46,170 | -4% | |
| | Subtotal | 170,271 | 547,233 | -62% | | 75,429 | 129,805 | 14% | | 198,099 | 261,845 | 42% | |
| Social Enterprise | India LLC | 18,122 | 44,766 | -37% | | 17,368 | 94,705 | -47% | | 16,564 | 61,031 | -58% | |
| | Paraguay | 1,980 | 3,680 | 23% | | 6,486 | 13,575 | 11% | | 6,486 | 13,575 | 11% | |
| | PSI South Africa | 61,798 | 127,877 | -5% | | 21,993 | 44,392 | -5% | | 21,993 | 44,392 | -5% | |
| | Subtotal | 81,900 | 176,323 | -15% | | 45,847 | 152,673 | -36% | | 45,042 | 118,998 | -42% | |
| PSI GLOBAL | | 1,288,390 | 2,662,447 | -28% | | 1,023,983 | 2,044,051 | -5% | | 1,100,845 | 2,019,780 | -27% | |

* 2019 program targets are not yet available.

** The sum of clients who receive modern contraception, testing for HIV (among high risk), testing for malaria, NCD screening, or toilets from PSI.

PRODUCTS/SERVICES/REFERRALS YTD 2019 PERFORMANCE BY HEALTH AREA

| Health Area - Products/Services/Referrals | | 2019 YTD | | | | 2019 YTD | | | | 2019 YTD | | | |
|---|---|------------------------|-------------------|------------------------|---------------------------|------------------------|-------------------|------------------------|---------------------------|----------------------------|-------------------|------------------------|---------------------------|
| | | February DALYs Averted | DALYs Averted YTD | % Change from 2018 YTD | % of 2019 Program Target* | February CYPs Provided | CYPs Provided YTD | % Change from 2018 YTD | % of 2019 Program Target* | February Users Reached** | Users Reached YTD | % Change from 2018 YTD | % of 2019 Program Target* |
| Condoms | Male Condom (sold & free) | 439,884 | 882,454 | -19% | | 276,793 | 552,833 | -21% | | 276,793 | 552,833 | -21% | |
| | Female Condom (sold & free) | 2,059 | 8,145 | 35% | | 1,267 | 5,094 | 99% | | 1,267 | 5,094 | 99% | |
| Modern Contraception | Emergency Contraception | 2,347 | 4,797 | 12% | | 13,099 | 25,934 | 28% | | 13,099 | 25,934 | 28% | |
| | Injectable Contraception | 41,640 | 73,149 | 0% | | 93,225 | 162,948 | -16% | | 93,290 | 163,041 | -16% | |
| | OCs | 44,852 | 73,789 | -5% | | 130,877 | 221,939 | -1% | | 130,933 | 222,019 | -1% | |
| | SDM (Cycle Beads) | 61 | 66 | -84% | | 65 | 69 | -89% | | 43 | 46 | -89% | |
| | Implant (3-Year, 4-Year, 5-Year) | 199,061 | 357,069 | 56% | | 218,186 | 391,053 | 40% | | 71,118 | 125,473 | 45% | |
| | IUD/IUS (3-Year, 5-Year, 10-Year) | 133,983 | 282,768 | 3% | | 223,475 | 548,506 | 3% | | 54,376 | 142,841 | 11% | |
| | Tubal Ligation | 21,218 | 41,303 | -34% | | 66,653 | 135,102 | -33% | | 5,279 | 10,707 | -34% | |
| | Vasectomy | 93 | 152 | -68% | | 343 | 573 | -68% | | 27 | 47 | -69% | |
| | | | | | | | | | | | | | |
| HIV & STIs | Voluntary Medical Male Circumcision | 193,274 | 315,177 | -8% | | | | | | 27,651 | 45,063 | -16% | |
| | PrEP | 117 | 235 | 110% | | | | | | 293 | 591 | 106% | |
| | Needle & Syringe | 410 | 1,583 | -60% | | | | | | 203 | 785 | -55% | |
| | HIV Self-Testing Kit | NA | NA | NA | | | | | | 27,864 | 97,722 | 61% | |
| | HIV Testing Services | 3,431 | 7,062 | -66% | | | | | | 74,321 | 165,137 | -79% | |
| | Antiretroviral Treatment | 8,911 | 18,289 | 74% | | | | | | 6,857 | 14,245 | 84% | |
| | STI Screen/Diagnosis | NA | NA | NA | | | | | | 17,101 | 33,809 | 52% | |
| | STI Treatment | 420 | 494 | 277% | | | | | | 5,543 | 7,314 | 73% | |
| Malaria | LLIN | 39,572 | 344,101 | 2% | | | | | | 665,063 | 2,560,776 | -3% | |
| | Seasonal Malaria Chemoprevention | 0 | 0 | -100% | | | | | | 0 | 0 | -100% | |
| | IPTp2 | 65 | 119 | 440% | | | | | | 946 | 1,691 | 185% | |
| | IRS (# of household) | 0 | 0 | NA | | | | | | 0 | 0 | NA | |
| | Malaria Testing & RDK | NA | NA | NA | | | | | | 247,142 | 314,571 | -14% | |
| | Malaria Treatment (ACT, non-ACT) | 96,187 | 136,627 | -59% | | | | | | 336,010 | 482,537 | -39% | |
| Non-communicable diseases | Cervical Cancer Screening | NA | NA | NA | | | | | | 8,681 | 15,574 | -39% | |
| | Cervical Cancer Treatment | 30 | 53 | -18% | | | | | | 103 | 185 | -8% | |
| | Type 2 Diabetes Screening | NA | NA | NA | | | | | | 370 | 525 | -62% | |
| | Diabetes Management (gestational) | 0 | 0 | -100% | | | | | | 0 | 0 | -100% | |
| | Hypertension Screening | NA | NA | NA | | | | | | 57,147 | 107,666 | -24% | |
| | Hypertension Controlled Condition | NA | NA | NA | | | | | | 1,230 | 2,060 | -65% | |
| | | | | | | | | | | | | | |
| WASH | Toilets Sold | 983 | 1,754 | 6092% | | | | | | 39,094 | 70,552 | 2256% | |
| | Fecal Sludge Management (Households) | 116 | 195 | 231% | | | | | | 668 | 1,334 | 196% | |
| | Household Water Treatment | 1,390 | 3,142 | -53% | | | | | | 352,083 | 821,585 | -52% | |
| Safe Abortion | Safe Abortion - CombiPack | 8,402 | 15,496 | -19% | | | | | | 83,381 | 151,455 | -18% | |
| | Safe Abortion - Misoprostol | 11,220 | 14,744 | 284% | | | | | | 21,413 | 44,407 | 63% | |
| | PAC Services | 4,079 | 6,056 | 185% | | | | | | 17,955 | 42,490 | 217% | |
| Maternal, Newborn & Child Health | Treatment for Pre-Eclampsia (with MgSO ₄) | 82 | 136 | 989% | | | | | | 26 | 43 | 207% | |
| | Clean Delivery Kit | 28 | 68 | -66% | | | | | | 174 | 418 | -76% | |
| | Facility Delivery/Skilled Birth Attendance | 3,746 | 6,457 | 186% | | | | | | 3,464 | 6,035 | 122% | |
| | Misoprostol for PPH | 7 | 16 | -68% | | | | | | 300 | 750 | -68% | |
| | Chlorhexidine | 31 | 54 | -99% | | | | | | 399 | 696 | -99% | |
| | Diarrhea Treatment (DTK, ORS, Zinc) | 10,937 | 16,355 | 52% | | | | | | 231,173 | 325,844 | 76% | |
| | Pneumonia Treatment | 2,617 | 4,533 | -87% | | | | | | 3,246 | 5,654 | -86% | |
| TB | TB Screen/Diagnosis | NA | NA | NA | | | | | | 43,563 | 94,856 | 8% | |
| | TB Treatment | 15,592 | 44,398 | 2% | | | | | | 3,159 | 10,141 | -1% | |
| Nutrition | Multivitamin | 20 | 37 | -59% | | | | | | 597 | 1,078 | -43% | |
| | Micronutrient Powder | NA | NA | NA | | | | | | 192 | 193 | -86% | |
| | Counseling & Tx for Moderate Acute Malnutrition CU5 | NA | NA | NA | | | | | | 1,169 | 1,962 | NA | |
| | Treatment for Severe Acute Malnutrition | 1,483 | 1,483 | NA | | | | | | 389 | 389 | NA | |
| PSI GLOBAL | | 1,288,390 | 2,662,447 | -28% | | 1,023,983 | 2,044,051 | -5% | | No sum for users reached** | | | |

* 2019 program targets are not yet available.

**users reached are not summed against specific interventions to avoid repeatedly counting individual users.

Modern Contraception: ■ Condoms; ■ Other Short-term Methods; ■ LARCs; ■ Permanent Methods

Other Health Areas: ■ Prevention; ■ Screening/Diagnosis; ■ Treatment

FEBRUARY FOCUS: SCHEDULE OF 2018 ACTIVE GLOBAL PROJECTS, 36 PROJECTS WITH TOTAL OF 614 MILLION USD

❖ In this report, we introduce the set of global projects, those include funding for more than one country, that were active in 2018. Over the year, we will highlight 2019 impact from these projects and work with Finance and Strategy to show how impact and funding come together across countries within and across projects.

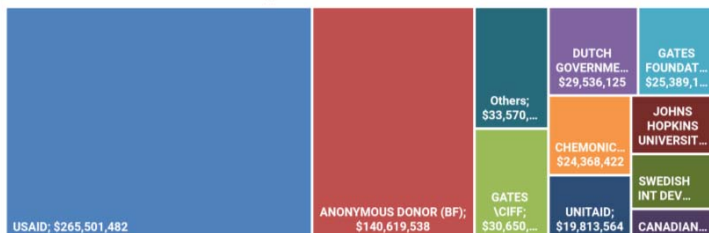
❖ On the following page, global projects are mapped to five health areas that we track in the global impact report to show the breadth of geography within a project, by column, and each country's participation in global projects, by row. Note that modern contraception and safe abortion are combined as FP/RH.

❖ At the bottom of this page the dollar value of global projects is shown by donor and location.

| ACTIVITY GROUP NAME | DONOR | # OF COUNTRY | ACTIVE COUNTRIES IN 2018 | CONTRACT BUDGET (USD) |
|---------------------------------------|--------------------------------|--------------|---|-----------------------|
| 6400 - LAD WHP 4 | ANONYMOUS DONOR (BF) | 16 | MALI, USA, NIGER, NICARAGUA, MADAGASCAR, TANZANIA, UGANDA, EL SALVADOR, NEPAL, ANGOLA, CAMBODIA, GUATEMALA, CAMEROON, BENIN, NIGERIA, LAOS | \$140,619,538 |
| 4442 - Regional_USAID_APMSD | USAID | 11 | SIERRA LEONE, ZAMBIA, DRC, MALI, NIGER, MADAGASCAR, GHANA, CAMEROON, COTE D'IVOIRE, USA, KENYA | \$118,025,032 |
| 4115 - Wash_USAID_SIFPO2 | USAID | 22 | SOMALILAND, MADAGASCAR, ESWATINI, ZAMBIA, UGANDA, NEPAL, MOZAMBIQUE, MALI, ZIMBABWE, CAMBODIA, COTE D'IVOIRE, LIBERIA, BENIN, MALAWI, REGION LAC, USA, HONDURAS, DOMINICAN REPUBLIC, EL SALVADOR, GHANA, GUATEMALA, DRC | \$76,223,059 |
| 4257 - RGL_Gates/CIFF_Adolescents360 | GATES\CIFF | 4 | NIGERIA, USA, ETHIOPIA, TANZANIA | \$30,650,425 |
| 4288 - RGL_Dutch_SRHR | DUTCH GOVERNMENT | 4 | HAITI, USA, MOZAMBIQUE, COTE D'IVOIRE | \$29,536,125 |
| 3640 - C.America& Mex HIV Prog MARPS | USAID | 6 | EL SALVADOR, GUATEMALA, HONDURAS, PANAMA, REGION LAC, NICARAGUA | \$24,898,885 |
| 4259 - PSM_Chemonics/USAID_SUBIQC-74 | CHEMONICS | 5 | ANGOLA, MALI, MADAGASCAR, BURUNDI, USA | \$24,368,422 |
| 4258 - CentralAsia_USAID_HIV | USAID | 4 | KAZAKHSTAN, UZBEKISTAN, TAJIKISTAN, KYRGYZSTAN | \$22,374,048 |
| 4262 - SE Asia_Gates_Malaria CM | GATES FOUNDATION | 5 | REGION ASIA/EE, CAMBODIA, MYANMAR, VIETNAM, LAOS | \$21,627,954 |
| 4394 - RGL_UNITAID_STAR Initiative | UNITAID | 6 | LESOTHO, USA, MALAWI, ZIMBABWE, ESWATINI, ZAMBIA | \$19,813,564 |
| 4186 - RGL_JHopkinsU_Malaria VC | JOHNS HOPKINS UNIVERSITY | 5 | ANGOLA, USA, KENYA, TANZANIA, MYANMAR | \$17,229,279 |
| 4379 - SA EF_SIDA_HIV and SRHR | SWEDISH INT DEV AGENCY | 2 | ANGOLA, ZAMBIA | \$17,122,523 |
| 4154 - WCA REG_USAID_Sanitation | USAID | 2 | GHANA, BENIN, COTE D'IVOIRE | \$15,799,999 |
| 4458 - CDL_CIDA_Advnce Rprd. Health | CANADIAN INT DEV AGENCY (CIDA) | 3 | COTE D'IVOIRE, NIGER, MALI | \$9,613,825 |
| 4242 - WCA_USAID_Transform IDIQ | USAID | 3 | BENIN, COTE D'IVOIRE, NIGER | \$8,180,459 |
| 4278 - Washington_Abt/USAID_SHOPS | ABT ASSOCIATES | 7 | TANZANIA, HAITI, MADAGASCAR, INDIA, PAKISTAN, UGANDA, USA | \$7,146,303 |
| 4098 - Regional_JHPIEGO_WASH | JHPIEGO | 5 | USA, DRC, GUATEMALA, INDIA, MALI | \$6,736,035 |
| 4008 - Wash JHU Health Capacity Prgrm | JOHNS HOPKINS UNIVERSITY | 1 | ZIMBABWE | \$1,000,000 |
| SUBTOTAL | | | | \$590,965,475 |
| OVER 5 MILLION USD | | | | |
| 4043 - Wash_WCG_Expanding Contracepti | WOMAN CARE GLOBAL | 5 | ZAMBIA, USA, MADAGASCAR, MALAWI, NIGER | \$4,705,569 |
| 4072 - RGL_Irani Ligh Fndt_GBV | IDRANI'S LIGHT FOUNDATION | 1 | INDIA | \$3,499,043 |
| 4482 - Regional_Gates_Market Data | GATES FOUNDATION | 3 | NIGERIA, KENYA, USA | \$3,241,177 |
| 4137 - Kenya_AstraUK_Hypertension Prv | ASTRAZENECA UK LIMITED | 2 | ETHIOPIA, KENYA | \$2,499,996 |
| 4359 - Regional_Pfizer_Hypertension | PFIZER, INC. | 3 | MYANMAR, VIETNAM, USA | \$1,749,344 |
| 4488 - CDL_Hewlett_Medical Abortion | HEWLETT FOUNDATION | 1 | REGION WCA | \$1,400,000 |
| 4423 - Washington_Ebt_VectorLink | ABT ASSOCIATES | 10 | ZIMBABWE, GHANA, ZAMBIA, MADAGASCAR, NIGER, MOZAMBIQUE, BURKINA FASO, BURUNDI, CAMEROON, USA | \$1,133,575 |
| 4189 - Caribbean_DOD_HIVaids Military | DOD | 1 | CARIBBEAN | \$1,079,164 |
| 4504 - Reg LAC_FP Cyber Education P2 | ANONYMOUS DONOR (WF) | 6 | GUATEMALA, REGION LAC, DOMINICAN REPUBLIC, EL SALVADOR, HONDURAS, NICARAGUA | \$861,487 |
| 4447 - RGL_FHI/Gates_LEAP | FHI | 3 | NIGERIA, ZAMBIA, USA | \$827,862 |
| 4382 - Reg LAC_FP Cyber Education | ANONYMOUS | 6 | DOMINICAN REPUBLIC, REGION LAC, EL SALVADOR, HONDURAS, GUATEMALA, NICARAGUA | \$811,501 |
| 4365 - RGL_Gates_MHM Market | GATES FOUNDATION | 3 | USA, ETHIOPIA, INDIA | \$520,000 |
| 4079 - LAC RGL_Global Fund_Malaria | GLOBAL FUND | 9 | BELIZE, COSTA RICA, EL SALVADOR, DOMINICAN REPUBLIC, GUATEMALA, HAITI, HONDURAS, NICARAGUA, PANMA | \$495,184 |
| 4471 - MYN/CMBD_UNOPS/GF_RAI2 LLIN | UNOPS | 2 | MYANMAR, CAMBODIA | \$255,649 |
| 4320 - Regional_Alere_Fellowship | ALERE INC | 1 | USA | \$199,927 |
| 4261 - Trinidad_JBFernandesMTrust_NCD | JB FERNANDES MEMORIAL TRUST I | 1 | TRINIDAD & TOBAGO | \$102,327 |
| 4282 - LAC_Prj Ruby_Social Franchises | PROJECT RUBY, LLC | 3 | EL SALVADOR, HONDURAS, NICARAGUA | \$37,404 |
| 4080 - Asia Rgnl_Pfizer_Fellowship | PFIZER, INC. | 1 | CAMBODIA | \$29,786 |
| SUBTOTAL | | | | \$23,448,995 |
| UNDER 5 MILLION USD | | | | |
| PSI GLOBAL | | | | \$614,414,471 |

DISTRIBUTION OF GLOBAL PROJECTS BY DONOR

top 10 donors account for 95%



DISTRIBUTION OF GLOBAL PROJECTS BY LOCATION

PSI WASHINGTON alone accounts for 15%



HIV USERS REACHED YTD 2019 PERFORMANCE BY COUNTRY

| Market Group - Country | | HIV Prevention (non-condom) | | HIV Screening and Diagnosis | | | HIV Treatment | | | |
|-------------------------|--------------------|-----------------------------|-------------------------------------|-----------------------------|----------------------------|-------------------|----------------------------------|---------------------|---|---|
| | | PrEP | Voluntary Medical Male Circumcision | HIV Self-Testing Kit | HIV Testing Services (HTS) | HTS: HIV Positive | Referral to HIV Testing Services | Linkage to HIV Care | Antiretroviral Treatment (Newly Enrolled) | Clients Currently on Antiretroviral Treatment |
| Acceleration | India | | | | | | | | | |
| | Kenya | | 22 | 9,934 | 48,427 | 761 | | | 215 | 1,277 |
| | Myanmar | | | | 8,721 | 448 | | | 384 | 987 |
| | Nigeria | | | | | | | | | |
| | South Africa | | 7,718 | 11,203 | 7,361 | 1,060 | | | | |
| | <i>Subtotal</i> | | 7,740 | 21,137 | 64,509 | 2,269 | | | 599 | 2,265 |
| Anglophone Africa | Ethiopia | | | | 6,759 | 177 | | | 53 | 186 |
| | Ghana | | | | | | | | | |
| | Lesotho | 6 | 10 | 8,792 | 21,671 | 1,065 | | 813 | 10 | 220 |
| | Malawi | | | 31,793 | 7,060 | 368 | | | | |
| | Namibia | | | | | | | | | |
| | Rwanda | | | | | | | | | |
| | Swaziland | 2 | 322 | | 7,785 | 769 | | 539 | 69 | 165 |
| | Tanzania | | | | | | | | | |
| | Uganda | | | | | | 5,352 | 6,168 | | |
| | Zambia | | 7,923 | 36,000 | | | | | | |
| | Zimbabwe | 584 | 29,068 | | 6,694 | 2,205 | | 1,414 | 692 | 1,568 |
| | <i>Subtotal</i> | 591 | 37,323 | 76,585 | 49,969 | 4,584 | 5,352 | 8,934 | 824 | 2,138 |
| Franco/Lusophone Africa | Angola | | | | | | | | | |
| | Benin | | | | 7,956 | 12 | | | | |
| | Burundi | | | | 4,406 | 88 | | | 66 | 383 |
| | Cameroon | | | | 2,117 | 68 | | | | |
| | Cote d'Ivoire | | | | | | | | | |
| | Mozambique | | | | | | | | | |
| | Niger | | | | 764 | 19 | | | 2 | 104 |
| | Senegal | | | | | | | | | |
| <i>Subtotal</i> | | | | 15,243 | 187 | | | 68 | 487 | |
| Latin America & Asia | Cambodia | | | | | | | | | |
| | Costa Rica | | | | | | | | | |
| | Dominican Republic | | | | | | | | | |
| | El Salvador | | | | 630 | 26 | | 10 | | |
| | Guatemala | | | | 586 | 12 | | 12 | | |
| | Honduras | | | | 602 | 35 | | 8 | | |
| | Kazakhstan | | | | 492 | 24 | | 120 | | |
| | Kyrgyzstan | | | | 3,161 | 74 | | 81 | | |
| | Laos | | | | 894 | 2 | | | | |
| | Nepal | | | | | | | | | |
| | Nicaragua | | | | 165 | 17 | | | | |
| | Pakistan | | | | | | | | | |
| | Panama | | | | 272 | 29 | | 23 | | |
| | Papua New Guinea | | | | | | | | | |
| | PSI Pakistan | | | | | | | | | |
| Tajikistan | | | | 2,938 | 75 | 3 | 167 | | | |
| Viet Nam | | | | 514 | 23 | | | | | |
| <i>Subtotal</i> | | | | 10,254 | 317 | 3 | 421 | | | |
| Foundation | Haiti | | | | | | | | | |
| | Liberia | | | | 159 | 5 | | | | |
| | Madagascar | | | | 17,025 | 113 | | | | |
| | Mali | | | | | | | | | |
| | Somaliland | | | | 2,623 | | | | | |
| | South Sudan | | | | | | | | | |
| <i>Subtotal</i> | | | | 19,807 | 118 | | | | | |
| PSI GLOBAL | | 591 | 45,063 | 97,722 | 159,782 | 7,475 | 5,355 | 9,355 | 1,491 | 4,890 |

MODERN CONTRACEPTION USERS REACHED YTD 2019 PERFORMANCE BY COUNTRY

| Market Group - Country | | Condoms | | Other Short-term Methods | | | | LARCs | | Permanent Methods | |
|-------------------------|--------------------|---------------|---------------|--------------------------|--------------------------|---------------|-------------------|----------------------------------|-----------------------------------|-------------------|-----------|
| | | Male Condom | Female Condom | Emergency Contraception | Injectable Contraception | OCs | SDM (Cycle Beads) | Implant (3-Year, 4-Year, 5-Year) | IUD/IUS (3-Year, 5-Year, 10-Year) | Tubal Ligation | Vasectomy |
| Acceleration | India | | | 7 | 201 | 106 | | | 6,748 | 9,344 | 36 |
| | Kenya | 43,184 | | 22 | 9,170 | 32,250 | | 8,252 | 1,602 | | |
| | Myanmar | 12,328 | 176 | | 10,652 | 48,279 | | 712 | 344 | | |
| | Nigeria | | | 0.3 | 558 | 73 | 20 | 6,553 | 11,456 | | |
| | South Africa | | | | | | | | | | |
| | Subtotal | 55,511 | 176 | 29 | 20,581 | 80,708 | 20 | 15,517 | 20,151 | 9,344 | 36 |
| Anglophone Africa | Ethiopia | 25,489 | | | | | | | | | |
| | Ghana | | | | 478 | 16,380 | | | | | |
| | Lesotho | 919 | 1 | 0.1 | 777 | 434 | | 5 | | | |
| | Malawi | 34,907 | 204 | 65 | 8,051 | 1,871 | | 9,370 | 1,075 | 999 | |
| | Namibia | | | | | | | | | | |
| | Rwanda | 26,416 | | | 3,393 | 1,142 | | | | | |
| | Swaziland | 18,877 | 127 | | 11 | 1 | | 3 | | | |
| | Tanzania | 45 | | 6 | 1,390 | 427 | | 12,556 | 5,380 | | |
| | Uganda | 2,218 | | 0.1 | 6,131 | 753 | | 43,295 | 9,632 | 18 | |
| | Zambia | | 4 | | 9,052 | 902 | | 5,383 | 471 | 1 | |
| | Zimbabwe | 21,663 | 121 | 335 | 1,725 | 1,486 | | 2,279 | 186 | | |
| Subtotal | 130,536 | 458 | 407 | 31,007 | 23,396 | 19 | 72,890 | 16,745 | 1,018 | | |
| Franco/Lusophone Africa | Angola | 3,556 | | 465 | | 10,154 | | 5 | 131 | | |
| | Benin | 5,525 | | | 418 | 11 | 19 | 1,337 | 1,078 | | |
| | Burundi | 10,190 | | 33 | 1,220 | 199 | | 207 | 109 | | |
| | Cameroon | 28,760 | 4,461 | 189 | 6,637 | 2,990 | | 4,844 | 5,923 | | |
| | Cote d'Ivoire | | | | 787 | 64 | | 3,684 | 229 | | |
| | Mozambique | 12,516 | | 7 | 7,058 | 4,975 | | 4,719 | 1,348 | | |
| | Niger | | | | 1,969 | 1,437 | | 1,737 | 328 | | |
| | Senegal | 2,811 | | | 1,074 | 5,184 | | 187 | 17 | | |
| | Subtotal | 63,357 | 4,461 | 695 | 19,163 | 25,015 | 19 | 16,720 | 9,163 | | |
| Latin America & Asia | Cambodia | 18,059 | | 733 | 7,848 | 63,372 | | 158 | 2,196 | | |
| | Costa Rica | 2,311 | | | | | | | | | |
| | Dominican Republic | 16,753 | | | | | | | | | |
| | El Salvador | 3,572 | | | 1 | 355 | | 170 | 582 | 1 | |
| | Guatemala | 13,782 | | 0.2 | 8,714 | 480 | 1 | 987 | 623 | 339 | 11 |
| | Honduras | 6,721 | | | 1 | | | 313 | 145 | | |
| | Kazakhstan | | | | | | | | | | |
| | Kyrgyzstan | | | | | | | | | | |
| | Laos | 5,843 | | | 894 | 341 | | 1,919 | 1,505 | | |
| | Nepal | | | | | | | 24 | 195 | | |
| | Nicaragua | 6,067 | | | 8 | 3 | | 829 | 572 | 4 | |
| | Pakistan | 118,633 | | 19,180 | 17,020 | 5,928 | | 46 | 63,876 | | |
| | Panama | 4,480 | | | | | | | | | |
| | Papua New Guinea | | | | | | | | | | |
| | PSI Pakistan | 6,139 | | | 5,897 | 9,728 | | | 8,738 | | |
| Tajikistan | 180 | | | | | | | | | | |
| Viet Nam | | | | 17 | | | 127 | 58 | | | |
| Subtotal | 202,539 | | 19,913 | 40,400 | 80,207 | 1 | 4,573 | 78,490 | 344 | 11 | |
| Foundation | Haiti | 5,864 | | 2,020 | 16 | 13 | | 21 | 13 | | |
| | Liberia | 1,103 | | | | | | | | | |
| | Madagascar | 2,182 | | 0.2 | 49,497 | 4,442 | 4 | 7,331 | 1,450 | 1 | |
| | Mali | | | | 635 | 14 | 2 | 8,359 | 2,228 | | |
| | Somaliland | | | | 103 | 22 | | 61 | 56 | | |
| | South Sudan | | | | | | | | | | |
| | Subtotal | 9,149 | | 2,020 | 50,251 | 4,490 | 6 | 15,772 | 3,747 | 1 | |
| Social Enterprise | India LLC | 43,786 | | 615 | 1,639 | 447 | | | 14,545 | | |
| | Paraguay | 3,562 | | 2,256 | | 7,756 | | | | | |
| | PSI South Africa | 44,392 | | | | | | | | | |
| | Subtotal | 91,740 | | 2,871 | 1,639 | 8,203 | | | 14,545 | | |
| PSI GLOBAL | 552,833 | 5,094 | 25,934 | 163,041 | 222,019 | 46 | 125,473 | 142,841 | 10,707 | 47 | |

SOCIAL ENTERPRISE YTD 2019 PERFORMANCE BY COUNTRY

| Product | Distribution Volume | | | | Users Reached | | | |
|-----------------------------------|---------------------|----------|------------------|-------------------------|---------------|----------|------------------|-------------------------|
| | India LLC | Paraguay | PSI South Africa | Social Enterprise Total | India LLC | Paraguay | PSI South Africa | Social Enterprise Total |
| Male Condom | 5,838,078 | 475,000 | 5,918,976 | 12,232,054 | 43,786 | 3,562 | 44,392 | 91,740 |
| Emergency Contraception | 13,660 | 50,138 | | 63,798 | 615 | 2,256 | | 2,871 |
| Injectable Contraception | 7,285 | | | 7,285 | 1,639 | | | 1,639 |
| OCs | 7,448 | 129,268 | | 136,716 | 447 | 7,756 | | 8,203 |
| IUD/IUS (3-Year, 5-Year, 10-Year) | 16,161 | | | 16,161 | 14,545 | | | 14,545 |
| Safe Abortion - CombiPack | 88,281 | | | 88,281 | 79,453 | | | 79,453 |
| ORS | 398,019 | | | 398,019 | 179,109 | | | 179,109 |
| Multivitamin | | 215,610 | | 215,610 | | 1,078 | | 1,078 |
| Lubricant | | | 3,588 | 3,588 | | | | NA |
| Male Vasodilator | 174,900 | | | 174,900 | | | | NA |
| Pregnancy Test | 58,716 | | | 58,716 | | | | NA |
| Vaginal Wash | 1,920 | | | 1,920 | | | | NA |

Monthly Condom Sales Volume by Brand Family
(past 13 months)

